



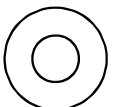



INSTALLATION INSTRUCTIONS

For Mailbox Model #VP

-Post Installation

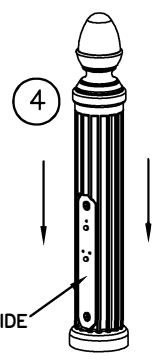
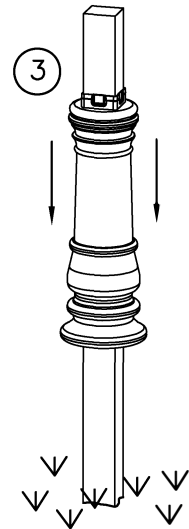
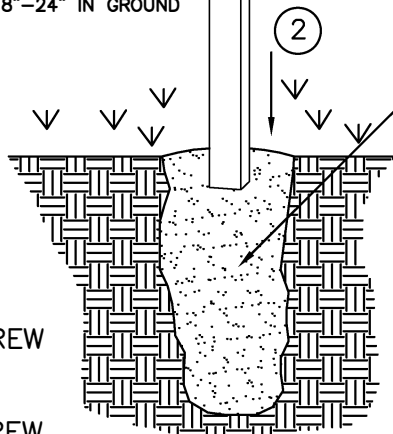
- 1) Dig hole approximately 20" deep and 9" in diameter.
- 2) Place the 4X4 post 18"-24" in the ground. Fill with concrete (follow manufacturer's instructions for mixing). Level and allow concrete to cure. NOTE: length of post above the ground should be between 48" to 54".
- 3) Slide the post base section over the 4x4 post.
- 4) Slide the top post section over the 4x4 post until it fits flush on the post base section.

HARDWARE INCLUDED

-  (8) #10-24 SCREW
-  (8) #10-24 HEX NUT
-  (4) #10 WASHER
-  (4) #6 x 1-5/8" DECK SCREW
-  (1) #10 x 1-1/2" PAN HEAD SCREW
-  (4) #10-24 x 1" HEX HEAD SCREW

72" TREATED 4X4 POST

48"-54" ABOVE GROUND
GROUND LEVEL
18"-24" IN GROUND



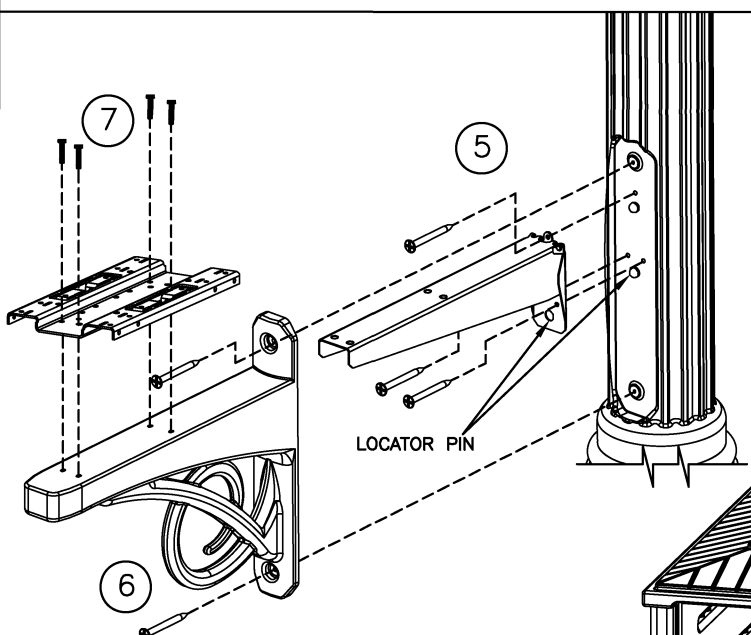
STREET SIDE

-Warning; check for underground cables or pipes before digging.

Tools / Supplies Needed:

- 72" treated 4x4 post
- post hole digger
- concrete recommended
- phillips head screwdriver
- flat head screwdriver
- 3/8" open-end wrench
- level

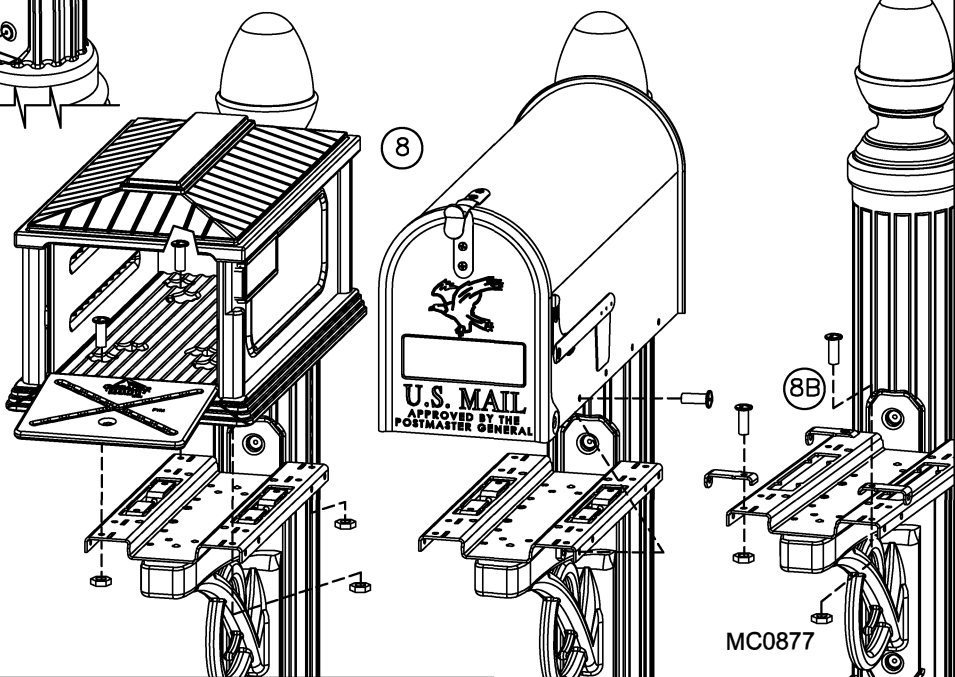
MC0877



- 8) Attach mailbox to mounting plate with (4) #10-24 screws, (4) #10 hex nuts, and (4) #10 washers provided.
- 8B) NOTE: For large side-mount mailboxes, remove the tabs from the mounting plate by rotating the tabs until they break off and assemble to mounting plate as shown with (4) #10-24 screws and (4) #10 hex nuts provided. Refer back to instruction 8.

-Post Installation

- 5) Using the locator pins to correctly locate, install steel support to post assembly with (2) #6 x 1-5/8" deck screws in bottom holes and (1) #10 x 1-1/2" pan head screw in top hole. Note: Ensure that the screws are tight before continuing assembly.
- 6) Place and locate the post crossarm over the steel support and to post assembly. Secure with (2) #6 x 1-5/8" deck screws.
- 7) Install the mounting plate to the post crossarm with (4) #10-24 x 1" hex head screws.



customer service - 800-647-7063

MC0877