





ARCHITECTURAL
MAILBOXES®

Find the Right Key Blank


After you receive your new key blanks, take them along with your original key to your local locksmith and have them cut.

Does your lock have a letter followed by a number? (example: A1357)



Item #: 5143 Key Blank

Does your lock have *wide* red and green indicators with markings?





If yes, you can also find this Y11 key blank at your local locksmith.




Item #: Y11 Key Blank

Does your lock have *short* red and green indicators?



Item #: 5141 Key Blank

Is your lock round with no markings at all?



Item #: 5140 Key Blank