



2" Round In-Ground Mailbox Post (Model 7680/7511) Supplemental Instructions




Using the hex wrench, continue to tighten until headless set screw is very tight and resistance is felt. Then, tighten another rotation to ensure the expansion joiner is locked.



The headless set screw will be completely recessed.



Headless set screws must be very tight so that the expansion joiner is touching the post.



Insert plugs to fill the joint holes for a seamless appearance.